



AMPOULES FILLING & SEALING MACHINE

TYPE R911/MA



Standard equipment

- Adjustable infeed magazine
- Product range: 1 – 30 ml
- Max. diameter: 52 mm
- Output up to: 3.000/h
- One filling stations. Dosing by means of seal-less rotary piston pumps made of stainless steel SUS 316L or ceramic.
- Filling range: 0,2-2 ml / 1-5 ml / 2-10 ml / 6-30 ml
- Feature „No ampoule – no filling“
- PLC control Siemens S7 with operator interface in clear text
- Interlocking safety cabinet
- Change parts set for one ampoule size
- Heat exhaust device
- Mechanical draw-off
- Outfeed magazine

Options

- Special dimensions for infeed and outfeed magazine
- Opening station for closed empty ampoules Form D acc. to DIN/ISO 9187
- CIP/SIP capability
- Inert gas supply before, during and after filling as well as during sealing
- Inert gas supply deficiency control
- Laminar flow hood
- Gas compressor
- Pump moistening device
- Diverse filters for gasses and medium
- Batch protocol printer.
- CFR 21 Part 11 compliant industrial PC
- Compact line integration
- Filling and stoppering of vials
- Further options on request



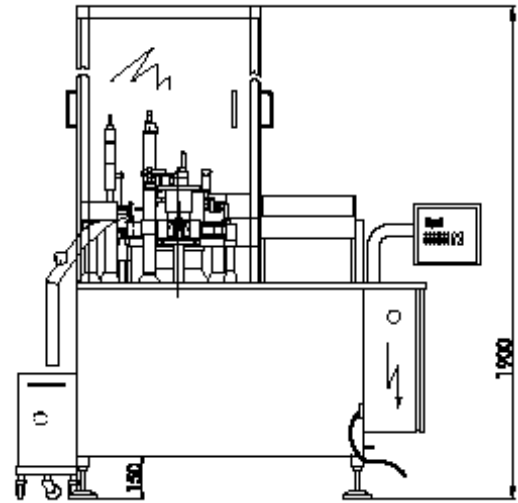
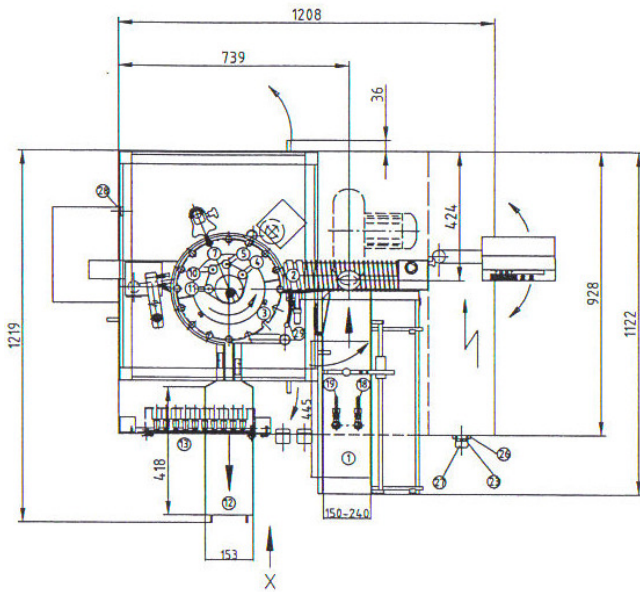
Features

The ampoule filling and sealing machine type R911/MA is suitable for filling any liquid, either under sterile conditions or not and is ideal for small scale production. Thanks to its compact design, the machine R911/MA fits to small rooms and is very easy to operate and clean.

A comprehensive list of optional features and accessories allows this machine to be provided to meet the individual requirements of each customer and application.



AMPOULES FILLING & SEALING MACHINE TYPE R911/MA



The inclined metal belt gently pushes the bunch of ampoules towards the infeed screw, which separates and transports them to the main star wheel. The transport star wheel hands gradually the ampoules over the machine through the opening station (option), filling station (pre-gassing, gassing during filling and post-gassing are optionally available) and sealing station. Thus a careful object transport is ensured.

Ampoules are filled by means of a rotary piston pumps (accuracy better than $\pm 0.5\%$). The ampoules are centred in order to allow the gassing and filling needles to move into the ampoules without touching their neck, so that wetted neck and black spots resulting from carbonisation are avoided.

After the sealing station, the filled and sealed ampoules are gently pushed out of the transport star wheel by an exiting finger into the outfeed magazine. The ampoules can then be discharged from the outfeed magazine by means of suitable trays.